





Topic – 'fr' blend words RESOURCE PERSON: Mrs. Sucheta Jesrani

NAME: _____ CLASS: II SEC: ___ DATE: _____

Learn the spellings of the following 'fr' blend words.

1. freeze	6. frame
2. fry	7. frown
3. France	8. friend
4. frills	9. fresh
5. fragile	10. frost

A. Look into a dictionary and find two 'fr' words not given in the table above. Draw the pictures for the same.



Topic – 'fr' blend words RESOURCE PERSON: Mrs. Sucheta Jesrani

NAME: _____ CLASS: II SEC: ___ DATE: _____

B. Complete the following story using 'fr' blend words.

A Good Friend!

___ed and ___ank are good ___iends.

___ank is sick and ___ail. ___ed visits

his ___iend, ___ank. He brings him

___uit. He also brings ___ied fish.

___ank is happy to see ___ed. ___ed is

happy to see ___ank too!



The rules of Use of Capital Letters
when you write the above story!





Topic – 'pl' blend words RESOURCE PERSON: Mrs. Sucheta Jesrani

NAME: _____ CLASS: II SEC: ___ DATE: _____

Learn the spellings of the following 'pl' blend words.

1. plum	6. place
2. plenty	7. plug
3. please	8. plant
4. planet	9. plate
5. plier	10. play

A. Look into a dictionary and find two 'pl' words not given in the table above. Draw the pictures for the same.



Topic – 'pl' blend words RESOURCE PERSON: Mrs. Sucheta Jesrani

NAME: _____ CLASS: II SEC: ___ DATE: _____

B. Complete the following poem using 'pl' blend words.

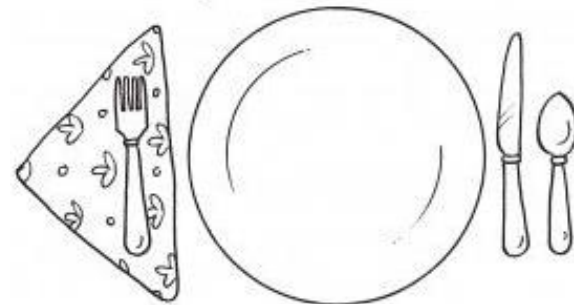
Please!

_____ ease! Oh, _____ ease,

Go, get me a _____ ate

of _____ um pudding pie

Get _____ enty! It's great!



Draw the pie in the plate.